

GO ANYWHERE[®]
Managed File Transfer

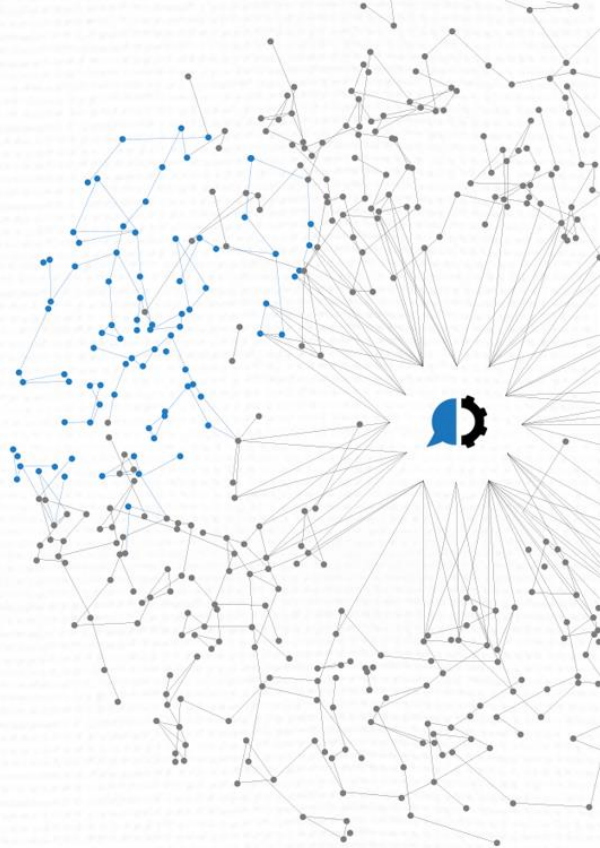
Maximize Your GoAnywhere Investment

www.goanywhere.com



Agenda

1. GoAnywhere Insiders
2. Special Offer
3. Secure Mail
4. Secure ICAP integration
5. Cloud Connectors
6. Secure Forms
7. Advanced Workflows
8. Live demo
9. How to get started
10. Q&A



Have You Joined GoAnywhere Insiders?



Maximize your investment with our customer community!

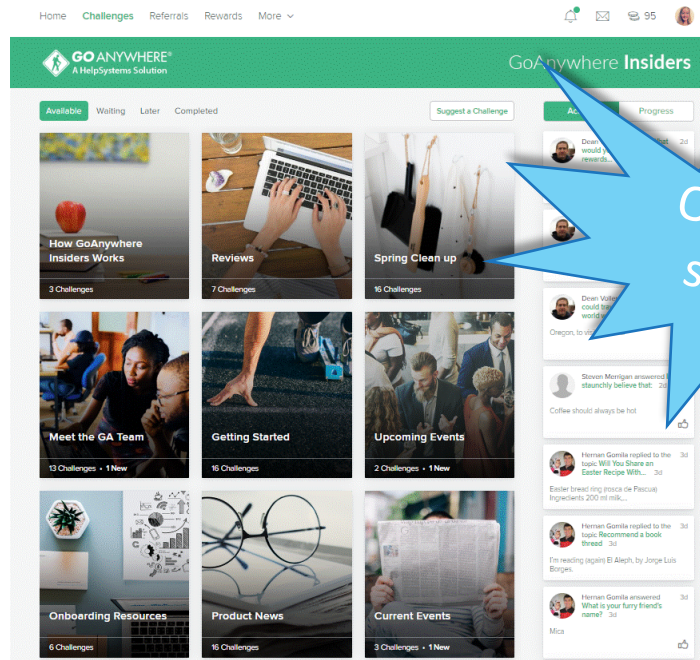
Connect with Your Peers

Collaborate with Experts

Get Education and Training

Share Your Product Feedback

Earn Fun Rewards and Prizes



Sign up at goanywhereinsiders.helpsystems.com/join/GAINSIDERS

Then use your business email to create an account... and we'll approve your request shortly!

Special Offer: 90-Day Access to Collaborate Securely



Ensure secure remote collaboration and file sharing from anywhere with this free license.

You get:

- ▶ **Secure Mail** access for 25 users
- ▶ **GoDrive** access for 25 users
- ▶ **Secure Folders**
- ▶ **GoAnywhere Gateway**
- ▶ **Advanced Reporting**
- ▶ **DLP and threat protection**



➡ To get started, contact your sales representative or email goanywhere.sales@helpsystems.com

Today's Presenters



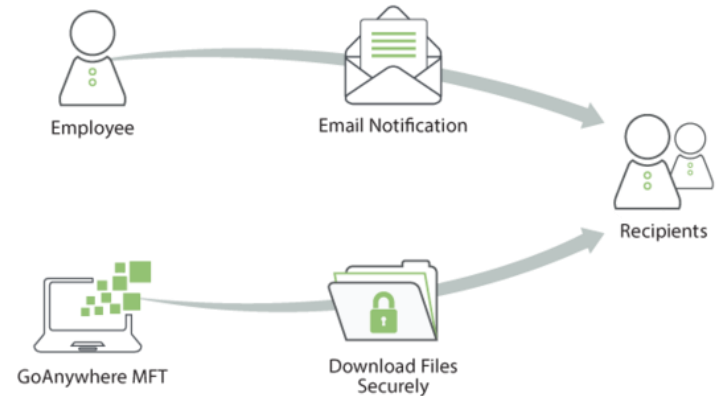
Scott Messick
Senior Sales Engineer
HelpSystems



Heath Kath
Senior Solutions Consultant
HelpSystems

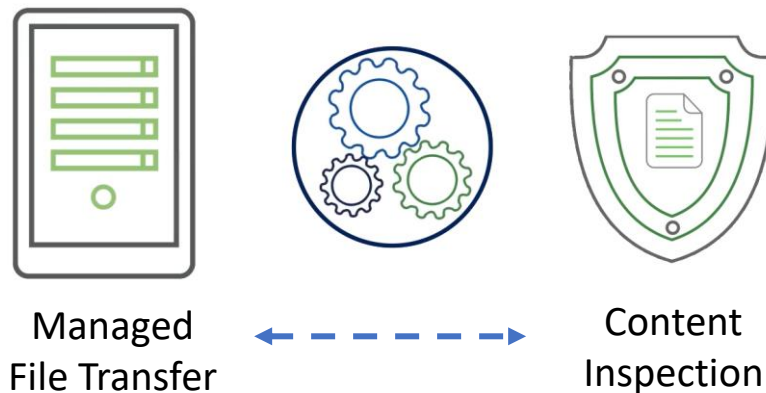
► Send files of any size via email securely

- The Secure Mail module in GoAnywhere MFT allows your employees to send messages and files as secure “packages” on an ad-hoc basis.
- Recipients download the message and files through a secure HTTPS connection.
- There are no file size or file type restrictions – making it a great alternative to regular email.
- A Secure Mail package can be sent to multiple individuals; each recipient receives a unique link for security and tracking purposes. Packages can be additionally protected with passwords.



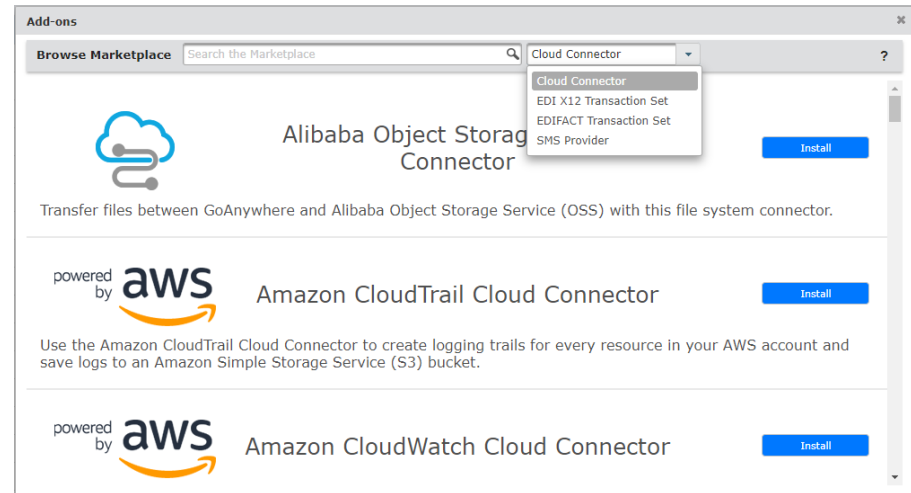
► Inspect content flowing through GoAnywhere

- **Data Loss Prevention** modifies and sanitizes content
 - Document Sanitization
 - Data Redaction
 - Anti-Steganography
 - Optical Character Recognition
- **Threat protection** prevents malicious content from getting out or in
 - Anti-Virus
 - Structural Sanitization



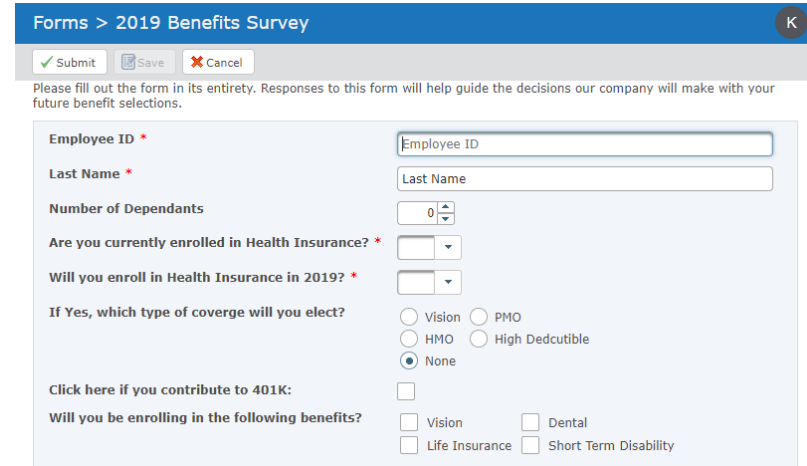
Cloud Connectors

- ▶ **Automate business processes with easy cloud connectors**
 - ▶ Cloud Connectors are built-in web and cloud application integrations that connect to your GoAnywhere MFT projects and workflows.
 - ▶ Cloud connectors let you easily integrate with external cloud and web applications used daily.
 - ▶ With cloud connectors, you can connect to popular services including Salesforce, SharePoint, Microsoft Dynamics 365, Box, Dropbox – and more.
 - ▶ GoAnywhere supports a limitless number of cloud application integrations, so you can automate your processes between multiple web and cloud services at once.



► Fill out and submit custom forms

- The Secure Forms module allows end-users to fill out custom forms with one or more input values and upload files through the HTTPS Web Client.
- Users can also submit forms by making SOAP or REST requests from custom-built applications.
- When a form is submitted, a Project in GoAnywhere is executed to automatically process the submitted values and files.
- GoAnywhere administrators can define one or more Secure Forms with configurable input fields, custom labels, and file upload components to control the data provided when a form is submitted.

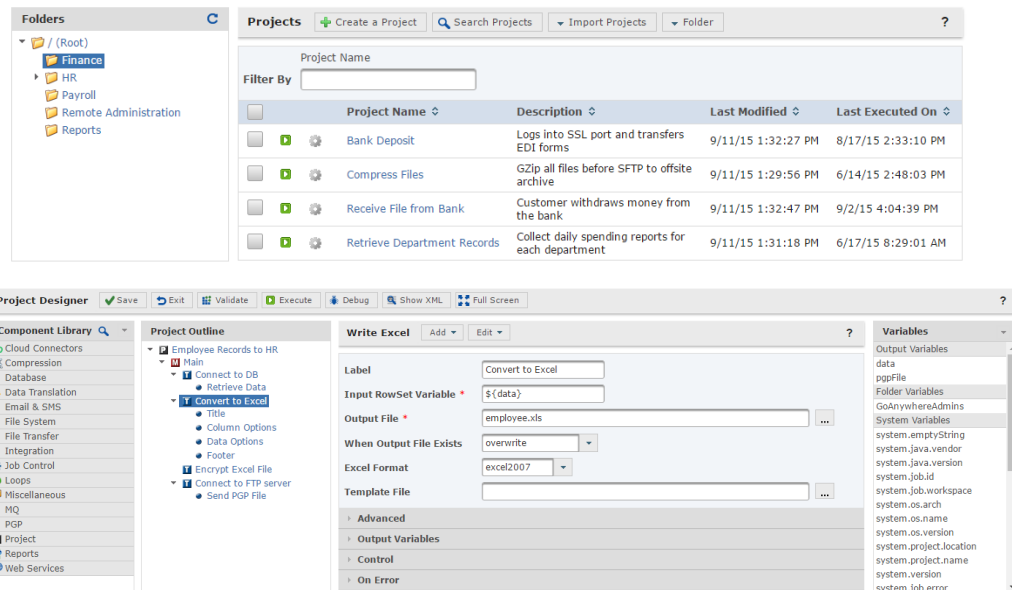


The screenshot shows a web form titled "Forms > 2019 Benefits Survey". At the top, there are buttons for "Submit", "Save", and "Cancel". Below these is a instruction: "Please fill out the form in its entirety. Responses to this form will help guide the decisions our company will make with your future benefit selections." The form fields include:

- Employee ID ***: A text input field.
- Last Name ***: A text input field.
- Number of Dependents**: A numeric input field with a value of 0.
- Are you currently enrolled in Health Insurance? ***: A dropdown menu.
- Will you enroll in Health Insurance in 2019? ***: A dropdown menu.
- If Yes, which type of coverage will you elect?**: Radio buttons for Vision, PMO, HMO, High Deductible, and None (selected).
- Click here if you contribute to 401K:**: A checkbox.
- Will you be enrolling in the following benefits?**: Checkboxes for Vision, Dental, Life Insurance, and Short Term Disability.

► Create projects to execute a seamless workflow

- You can create “Projects” or “Workflows” in GoAnywhere MFT to define the file transfers and business processes to perform.
- A Project can contain multiple steps (tasks) to execute a seamless end-to-end workflow.
- There are no limits to the number of tasks that can be performed within a single Project.
- Projects are designed using intuitive wizards and templates with the GoAnywhere MFT browser-based interface.
- No programming or special technical skills are needed.



The screenshot displays the GoAnywhere MFT interface. The top section shows a list of projects with columns for Project Name, Description, Last Modified, and Last Executed On. Below this, the Project Designer is open, showing a tree view of tasks for a project named 'Employee Records to HR'. The 'Convert to Excel' task is selected, and its configuration is shown in the 'Write Excel' tab. The configuration includes a label, input row set variable, output file, when output file exists, excel format, and template file. A 'Variables' panel on the right lists various system variables.

Project Name	Description	Last Modified	Last Executed On
Bank Deposit	Logs into SSL port and transfers EDI forms	9/11/15 1:32:27 PM	8/17/15 2:33:10 PM
Compress Files	GZip all files before SFTP to offsite archive	9/11/15 1:29:56 PM	6/14/15 2:48:03 PM
Receive File from Bank	Customer withdraws money from the bank	9/11/15 1:32:47 PM	9/2/15 4:04:39 PM
Retrieve Department Records	Collect daily spending reports for each department	9/11/15 1:31:18 PM	6/17/15 8:29:01 AM

Project Designer | Save | Exit | Validate | Execute | Debug | Show XML | Full Screen

Component Library

- Cloud Connectors
- Compression
- Database
- Data Translation
- Email & SMS
- File System
- File Transfer
- Integration
- Job Control
- Loops
- Miscellaneous
- MQ
- PGP
- Project
- Reports
- Web Services

Project Outline

- Employee Records to HR
 - Main
 - Connect to DB
 - Retrieve Data
 - Convert to Excel**
 - Title
 - Column Options
 - Data Options
 - Footer
 - Encrypt Excel File
 - Connect to FTP server
 - Send PGP File

Write Excel | Add | Edit

Label: Convert to Excel

Input RowSet Variable: \${data}

Output File: employee.xls

When Output File Exists: overwrite

Excel Format: excel2007

Template File:

Variables

- Output Variables
 - data
 - pgpFile
- Folder Variables
 - GoAnywhereAdmins
- System Variables
 - system.emptyString
 - system.java.version
 - system.jobid
 - system.job.workspace
 - system.os.arch
 - system.os.name
 - system.os.version
 - system.project.location
 - system.project.name
 - system.version
 - system.job.error

Live Demo Areas of Focus



Secure Mail



Secure ICAP Integration



Cloud Connectors



Secure Forms



Advanced Workflows



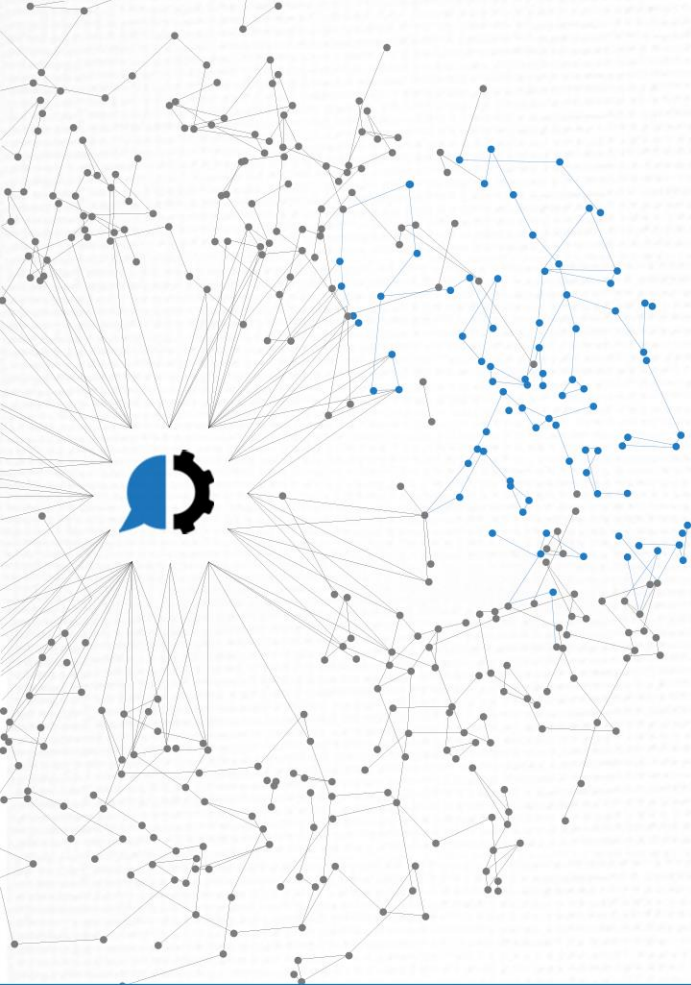


Thank you for joining us!



- ▶ Questions about new GoAnywhere features? We're happy to help.
 - ▶ goanywhere.support@helpsystems.com
 - ▶ www.goanywhere.com
- ▶ Request a walkthrough of new features at www.goanywhere.com/demo or reach out to your sales representative.

*A survey will display after this webinar ends.
Please let us know how we did. Thanks for your feedback!*



Any
Questions

