



GO ANYWHERE[®]
Managed File Transfer



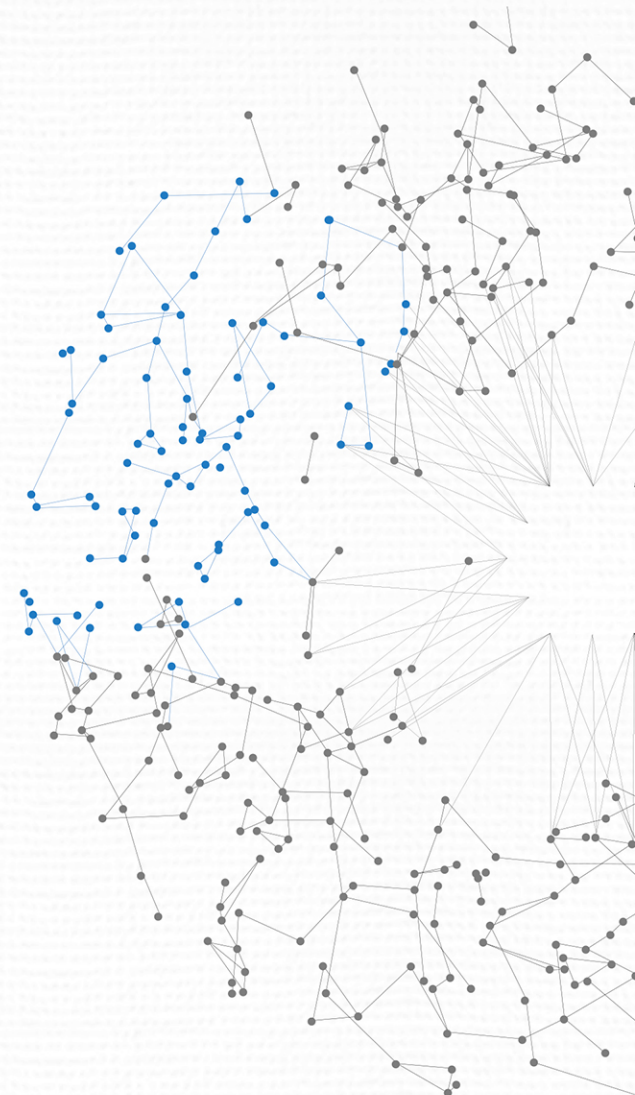
Get the Most Out of GoAnywhere:
Secure Forms

www.helpsystems.com



TODAY'S AGENDA

1. Secure Forms Background
2. What are Secure Forms?
3. Reasons to Use Secure Forms
4. Typical Use Case
5. Live Demonstration
5. Question and Answer



UP NEXT



Rick Elliott

Lead Solutions Consultant
HelpSystems

Secure Forms Background

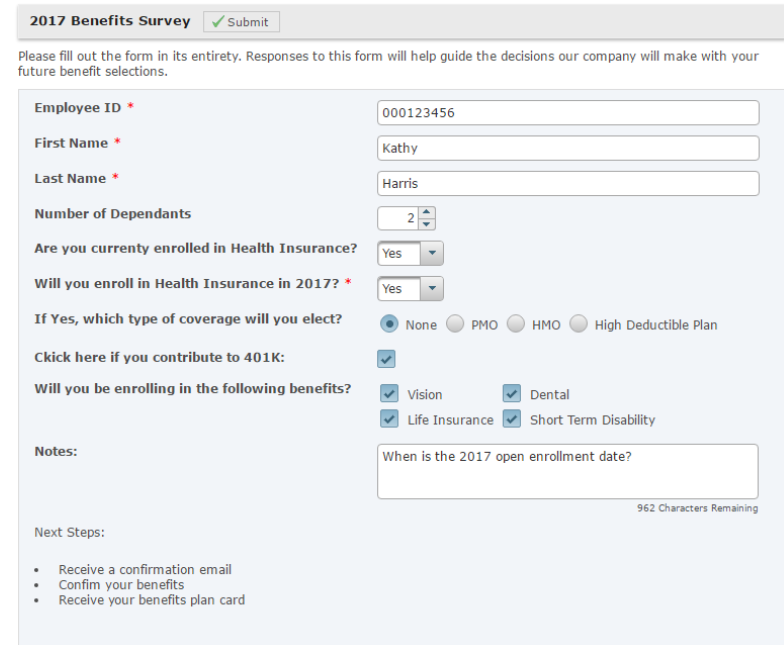


- ▶ Added to GoAnywhere with version 5.3.0
- ▶ Server based licensing
- ▶ No limit on number of forms
- ▶ Fully configurable
- ▶ Can be embedded in web page
- ▶ File Transfers included
 - ▶ Upload
 - ▶ Download
- ▶ RESTful web service submission added with version 5.5.0
 - ▶ Consumable
 - ▶ SOAP

What are Secure Forms?

▶ Secure Forms

- ▶ Allow end-users to fill out custom forms with one or more input values and optionally upload files
- ▶ Can accept multiple file types and formats
- ▶ Configurable input fields through form designer
- ▶ Information is sent over secure HTTPS connection



2017 Benefits Survey Submit

Please fill out the form in its entirety. Responses to this form will help guide the decisions our company will make with your future benefit selections.

Employee ID *

First Name *

Last Name *

Number of Dependents

Are you currently enrolled in Health Insurance?

Will you enroll in Health Insurance in 2017? *

If Yes, which type of coverage will you elect? None PMO HMO High Deductible Plan

Click here if you contribute to 401K:

Will you be enrolling in the following benefits? Vision Dental Life Insurance Short Term Disability

Notes:

962 Characters Remaining

Next Steps:

- Receive a confirmation email
- Confirm your benefits
- Receive your benefits plan card

Reasons to Use Secure Forms



- ▶ Going paperless
- ▶ Interactive information gathering
 - ▶ Customer onboarding
 - ▶ Digitizing employee information
 - ▶ Document requests
- ▶ Automate file transfers
 - ▶ Initiate file movement
 - ▶ Submit & resubmit business workflows
- ▶ Create Rest/SOAP consumable web service
- ▶ Process votes
 - ▶ Pizza or Burgers?

Additional Secure Forms Features



- ▶ Provide custom forms to authenticate users or make them publicly or privately available
- ▶ Control the input text, options, and dropdown fields presented to users with default values, tooltips, and placeholders
- ▶ Automatically process the Secure Form input data using Projects and optionally provide files for users to download
- ▶ Customize messages presented to users when Secure Forms are submitted
- ▶ Drag & drop files directly into the form to upload them which are automatically secured with AES-256 bit encryption
- ▶ Supports SOAP and RESTful Web Service APIs to allow you to submit forms from other applications

Typical Use Case Examples

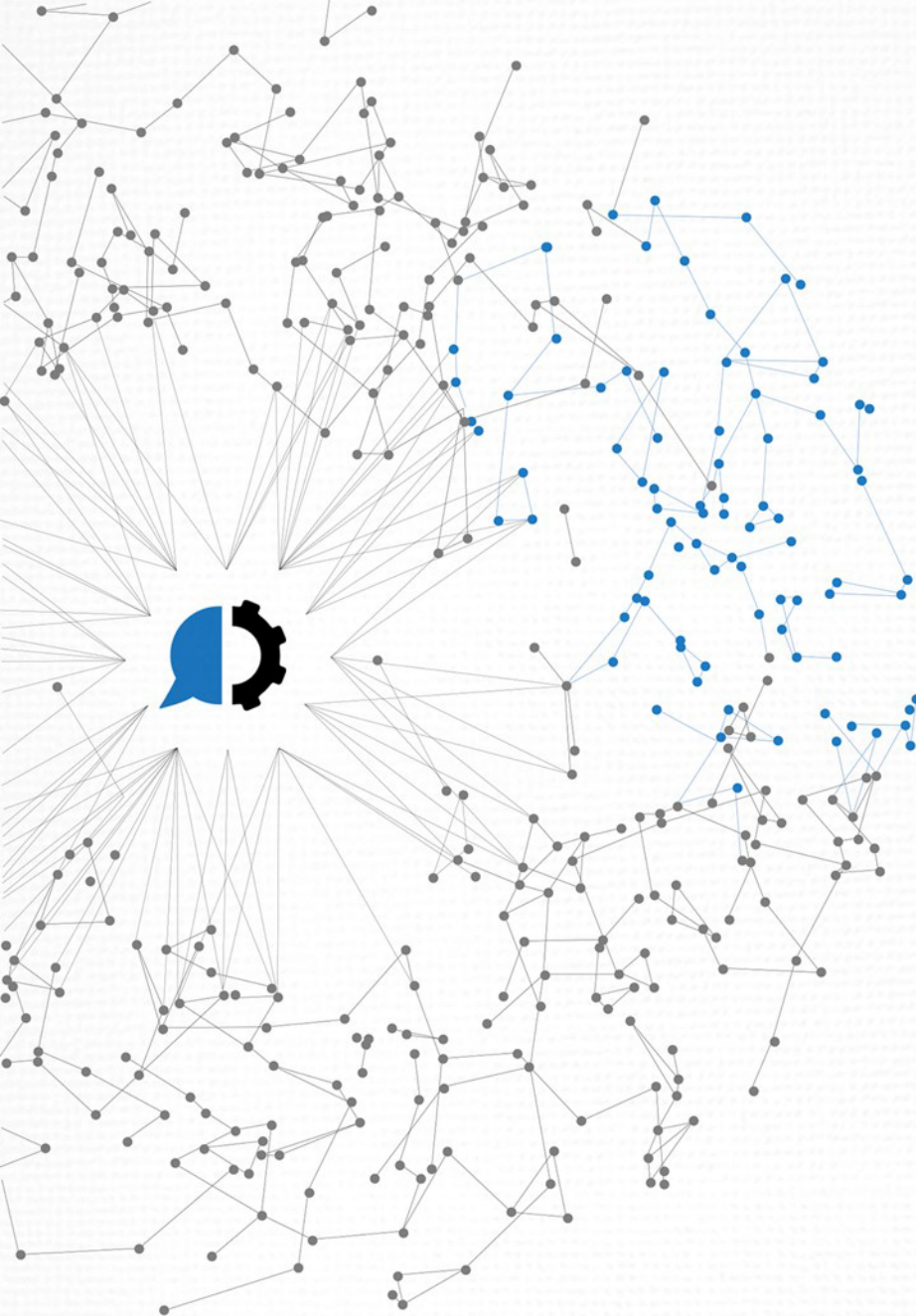


- ▶ Use Case #1 – (*Beginner*)
 - ▶ Vote for pizza or burgers at the company picnic

- ▶ Use Case #2 – (*Intermediate*)
 - ▶ Request customer information to update contact data

- ▶ Use Case #3 – (*Advanced*)
 - ▶ Allow employee record requests

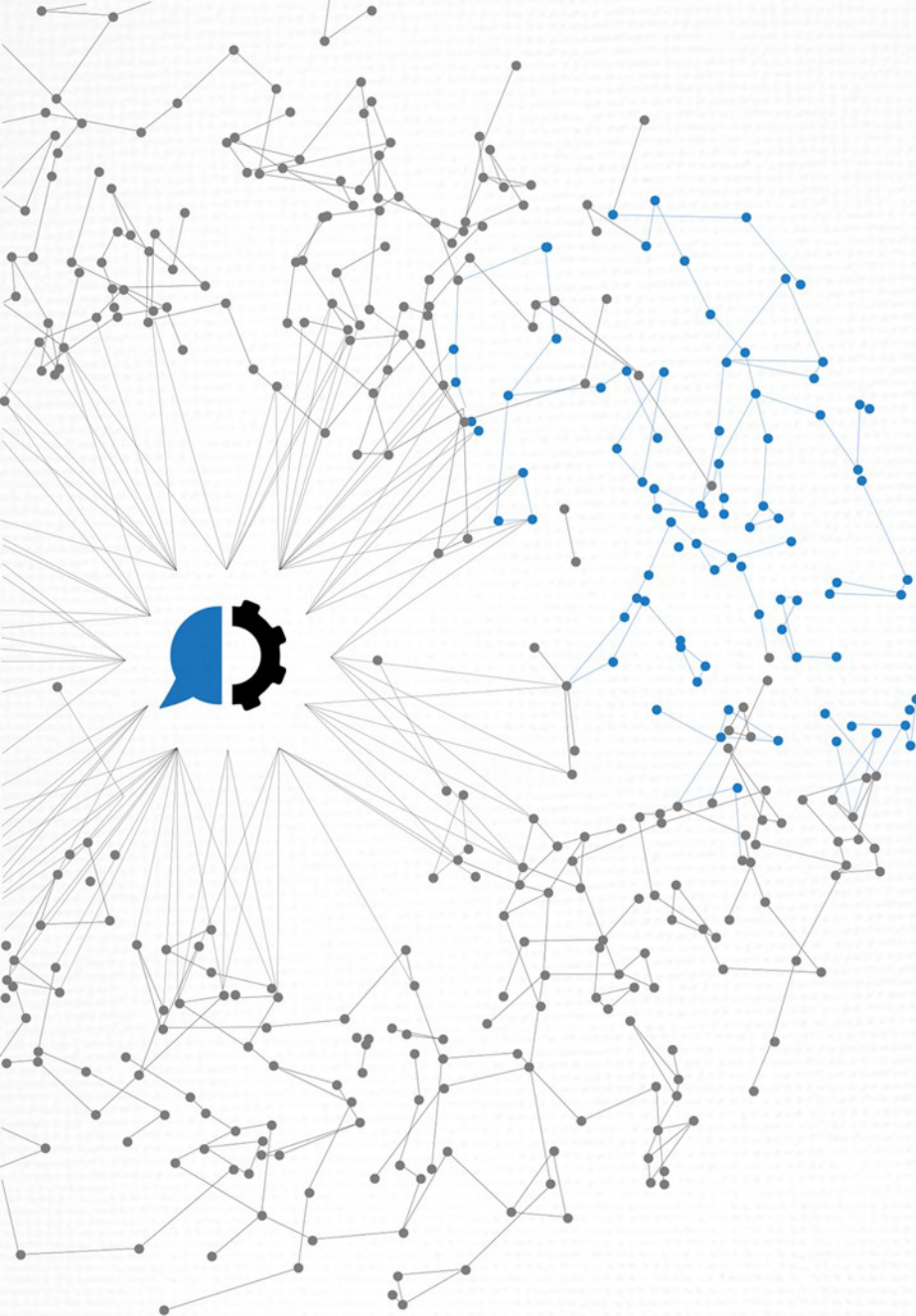
 - ▶ ***Bonus* --- Request by utilizing RESTful call**



GO ANYWHERE[®]
Managed File Transfer

Live Demo

www.helpsystems.com



GO ANYWHERE[®]
Managed File Transfer

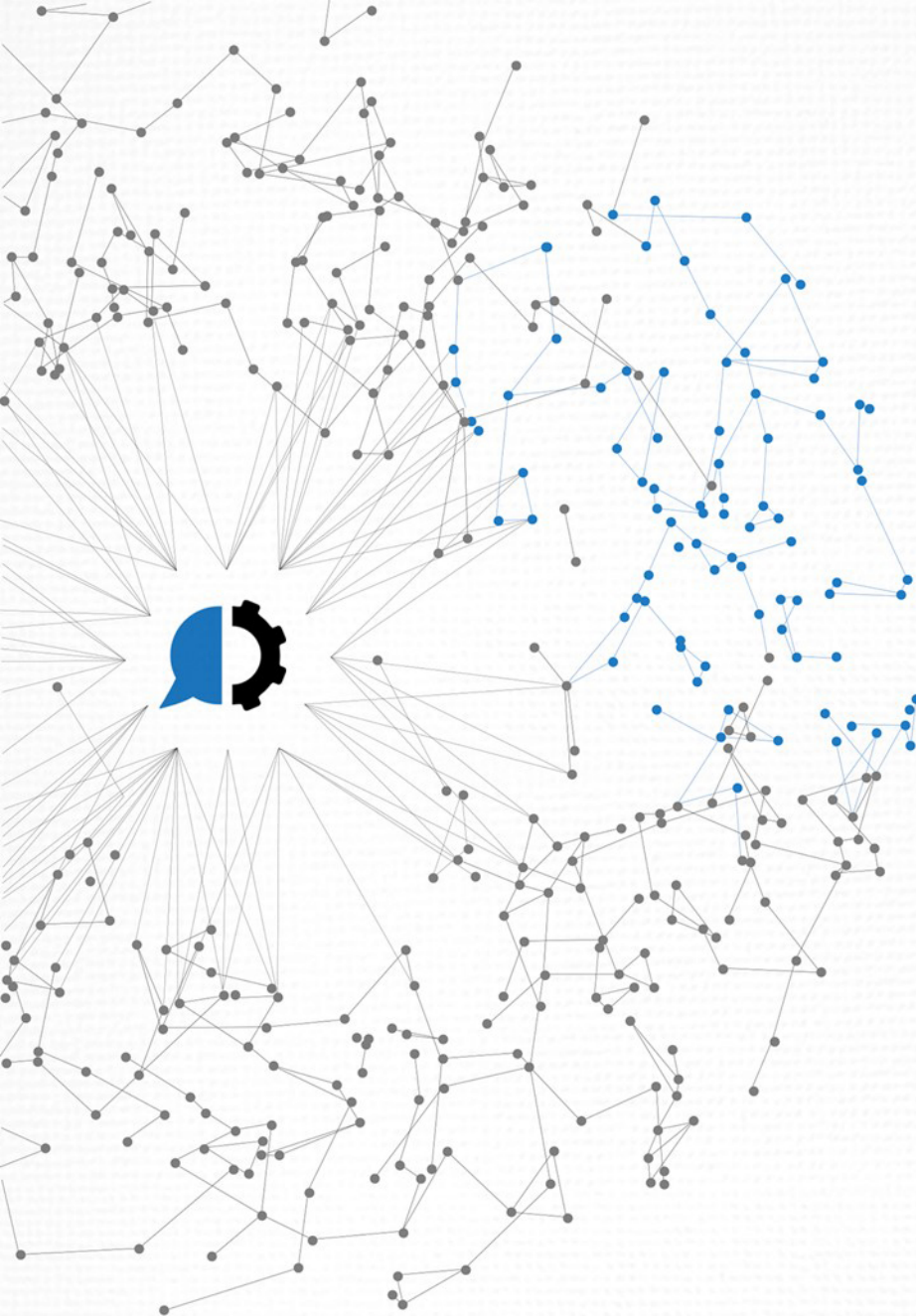
Question & Answer

Upcoming Topics

tiny.cc/2017series



- ▶ **Advanced Workflows**
Available On Demand
- ▶ **PCI DSS Security Settings Audit Report**
Available On Demand
- ▶ **Azure & Amazon Web Services**
December 6th




GO ANYWHERE[®]

Managed File Transfer

www.GoAnywhere.com 

Goanywhere.Sales@helpsystems.com 

Toll-Free 1-800-949-4696 

Direct (402) 944-4242 

www.helpsystems.com