

FORTRATM

DATASHEET (DIGITAL DEFENSE)

Network Map

They say a picture is worth a thousand words.

With Fortra's Digital Defense Network Map, you'll have the power to visualize your network security posture at the click of a button.

Network Map lets you "see" your network like never before.

Leverage the benefits of Fortra's patented scanning and host correlation technologies to access the most accurate view of your network in highly customizable and interactive graphic visuals.

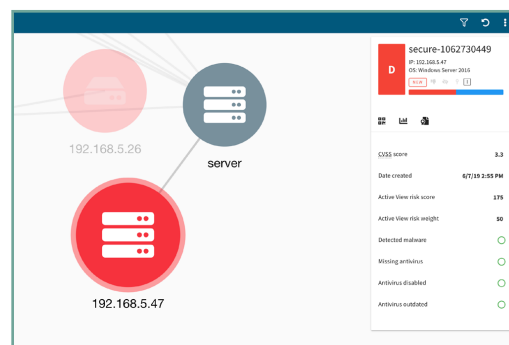
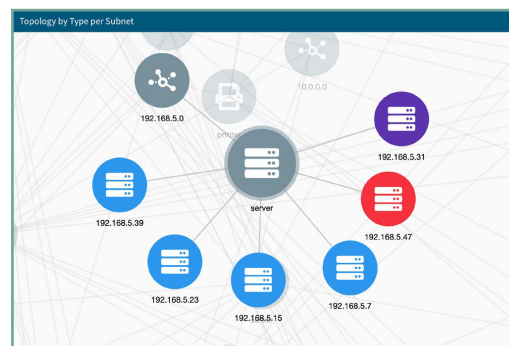
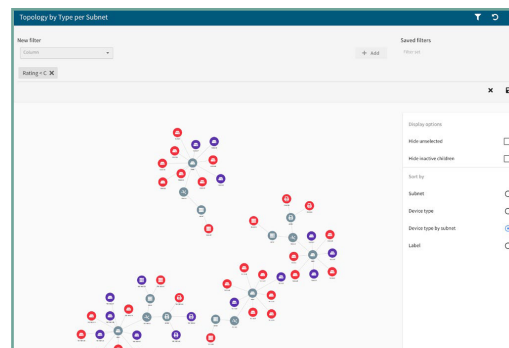
- Utilize the extensive sorting and filtering capabilities of Active View to identify and drill into network hotspots.
- View asset relationships and interconnectivity through a variety of clustering algorithms to pinpoint at risk network segments and areas of key vulnerability and active threat.
- Drag-n-drop clusters to examine and correlate connections between assets and threats.

Network Map will enable you to take action against clusters or single assets, including one-click creation of scans, labels, and asset groups to enable further prioritization.

View metadata information on higher level clusters including overall risk and overlay threat intelligence for enhanced clarity. Build high level and detailed reports based on filtered data views in Network Map.

Contact us for more information:

For more information visit: www.DigitalDefense.com



FORTRATM

Fortra.com

Fortra is a cybersecurity company like no other. We're creating a simpler, stronger future for our customers. Our trusted experts and portfolio of integrated, scalable solutions bring balance and control to organizations around the world. We're the positive changemakers and your relentless ally to provide peace of mind through every step of your cybersecurity journey. Learn more at fortra.com.

About Fortra